

EDVOTEK® Quick Guide: Polymerase Chain Reaction



What is the Polymerase Chain Reaction (PCR)?

PCR is a technique that allows researchers to quickly create many copies of a specific region of DNA *in vitro*.

What do I need to perform PCR?

Template – the purified, double-stranded piece of DNA we want to copy

Primers – short synthetic DNA molecules that target a specific DNA sequence for amplification

Taq DNA Polymerase – thermostable enzyme used to copy DNA


Free nucleotides – the building blocks of DNA

Thermal Cycler (a.k.a. PCR machine) – a specialized machine that rapidly heats and cools the samples.

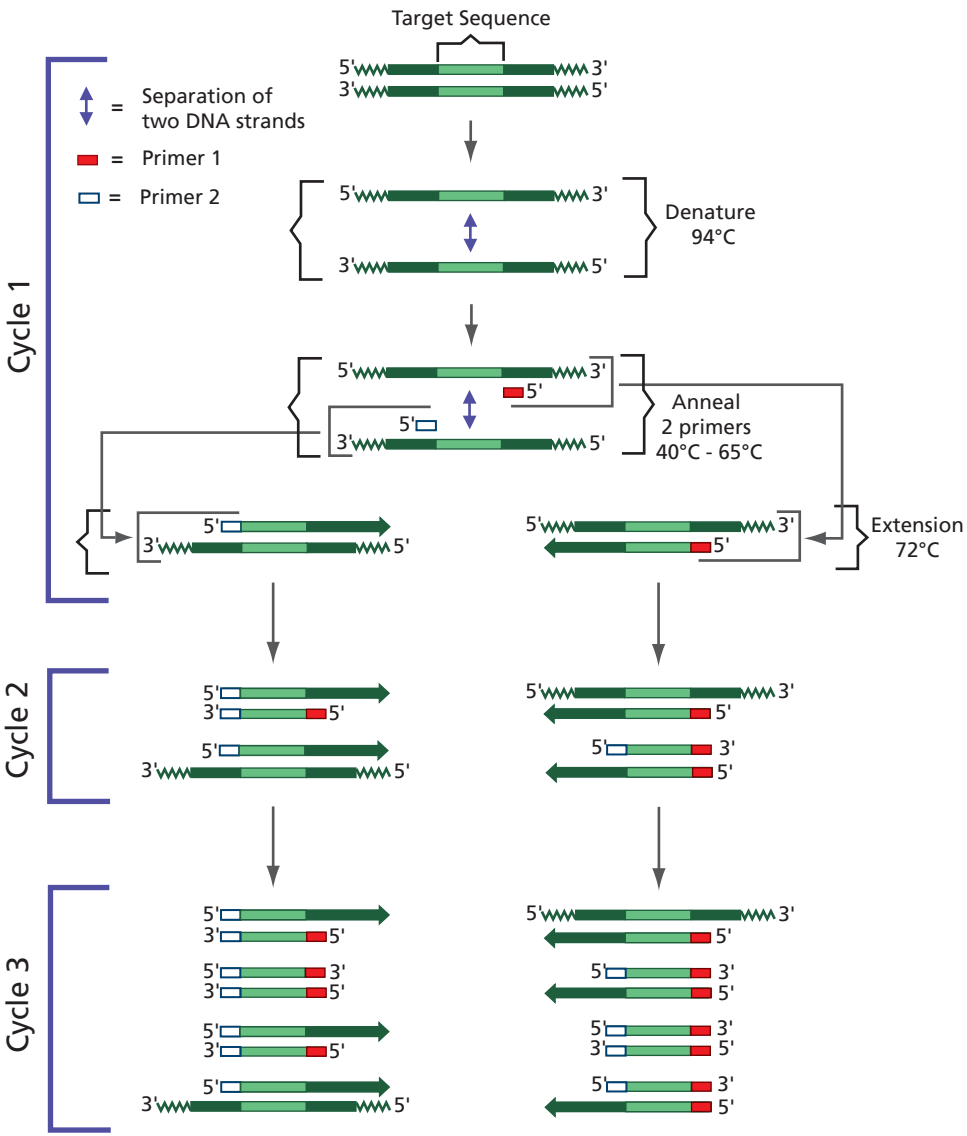
How does PCR Work?

To perform PCR, the template is mixed with primers, *Taq* polymerase and nucleotides. The mixture is heated to 94°C to denature the DNA duplex (i.e., unzip it into single strands). Next, the sample is then cooled to 45°C-60°C, allowing the primers to base pair with the target DNA sequence (called “annealing”). Lastly, the temperature is raised to 72°C, the optimal temperature at which *Taq* polymerase will extend the primer to synthesize a new strand of DNA. Each “PCR cycle” (denaturation, annealing, extension) doubles the amount of the target sequence in less than five minutes. In order to produce enough DNA for analysis, twenty to forty cycles may be required.

© All rights reserved, Edvotek, Inc. 2018


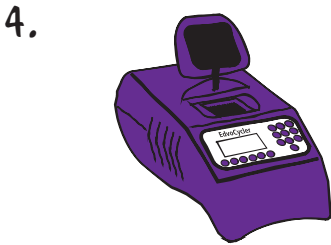


EDVOTEK® Quick Guide: Polymerase Chain Reaction



© All rights reserved, Edvotek, Inc. 2018

EDVOTEK® Quick Guide: Polymerase Chain Reaction



1. **ADD** 20 µL specific primer mix, 5 µl extracted DNA and the EDVO PCR bead to a labeled 0.2 mL tube.
2. **MIX** the PCR sample. Make sure the EDVO PCR bead is completely dissolved.
3. **CENTRIFUGE** to collect the sample at the bottom of the tube.
4. **AMPLIFY** DNA using PCR:

PCR cycling conditions:

Initial denaturation 94°C for 3-5 min.
94° C for 30-60 sec.
45-65° C for 30-60 sec. } 20-40 cycles
72° C for 30-60 sec.
Final Extension 72° C for 5-10 min.

5. **PLACE** tubes on ice. Analyze samples using agarose gel electrophoresis.

Related Equipment

See the **EQUIPMENT** section in our Resource Guide for our full range of equipment or visit our website at:
www.edvotek.com



Cat. #515
**M36 HexaGel™ DNA
Electrophoresis Apparatus**
For 6 Lab Groups



Cat. #5010
TetraSource™ 300 Power Supply
30-300 V for 1 to 4 units



Cat. #589-#593
**EDVOTEK® Variable
Micropipets**
From 0.1 µl to 5000 µl




Cat. #541
EdvoCycler™
Holds 25 x 0.2 ml tubes



Cat. #534
Piccolo Microcentrifuge
Variable speed from 0-6,400 rpm



Cat. #542
MegaCycler™
Holds 49 x 0.2 ml tubes



Cat. #544
PCR Bath™
3 individual waterbath chambers
allowing multiple temp. settings.
Ambient to 99°C.



Cat. #5067
Classroom PCR LabStation™
Supports up to 25 students!

© All rights reserved, Edvotek, Inc. 2018